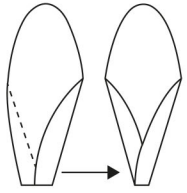
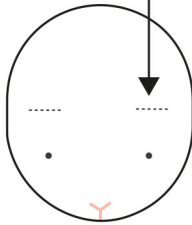


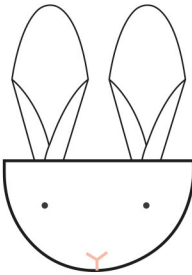
MODE D'EMPLOI



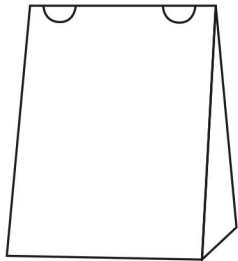
1 - PLIER LES OREILLES



2 - COUPER LES 2 FENTES
3 - INSÉRER LES OREILLES
4 - PLIER LA TÊTE



5 - POSER LA TÊTE DU LAPIN



FERMER LA BOITE
AVEC DU SCOTCH

▶ PLIER

✂ COUPER

